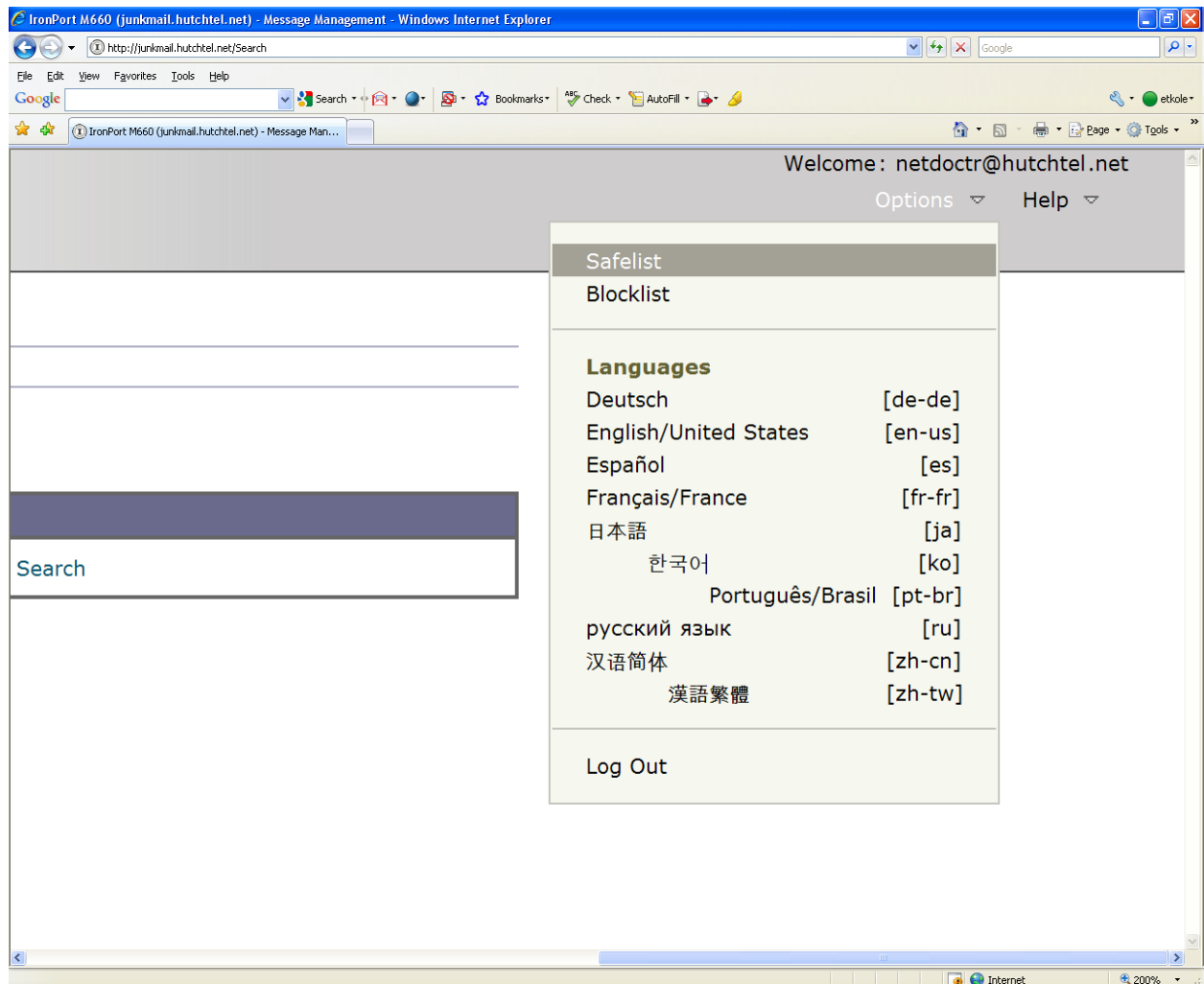


How to Configure IronPort's SafeList and BlockList

IronPort's Spam Quarantine now has a new feature that enables users to create their own BlockList and SafeList. This will allow users to block spam that gets through IronPort and to allow wanted emails that IronPort blocks.

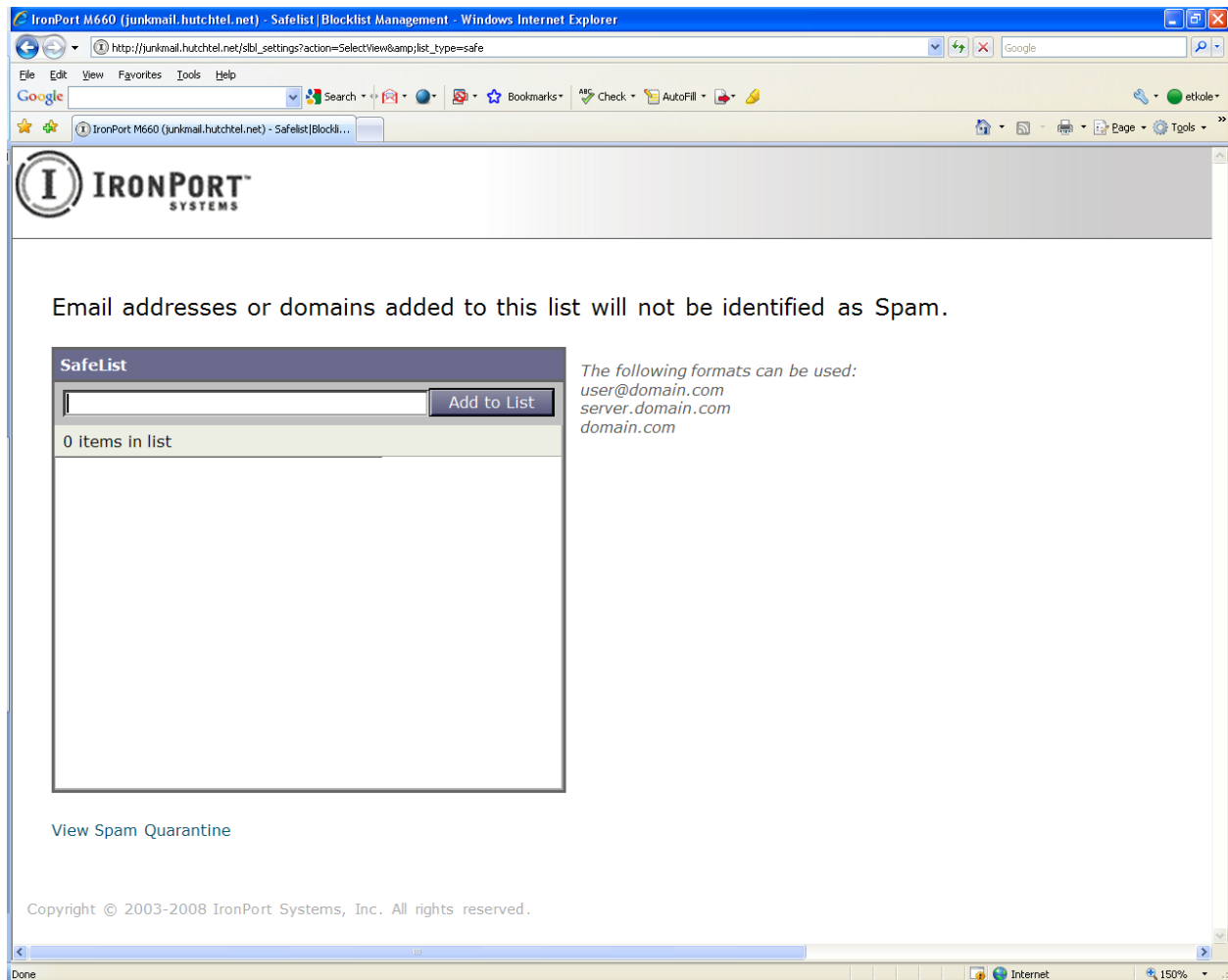
SafeList and/or BlockList Setup:

To access the SafeList or BlockList module, click "Options" in the top right corner of the window and choose either "Safelist" or "Blocklist".



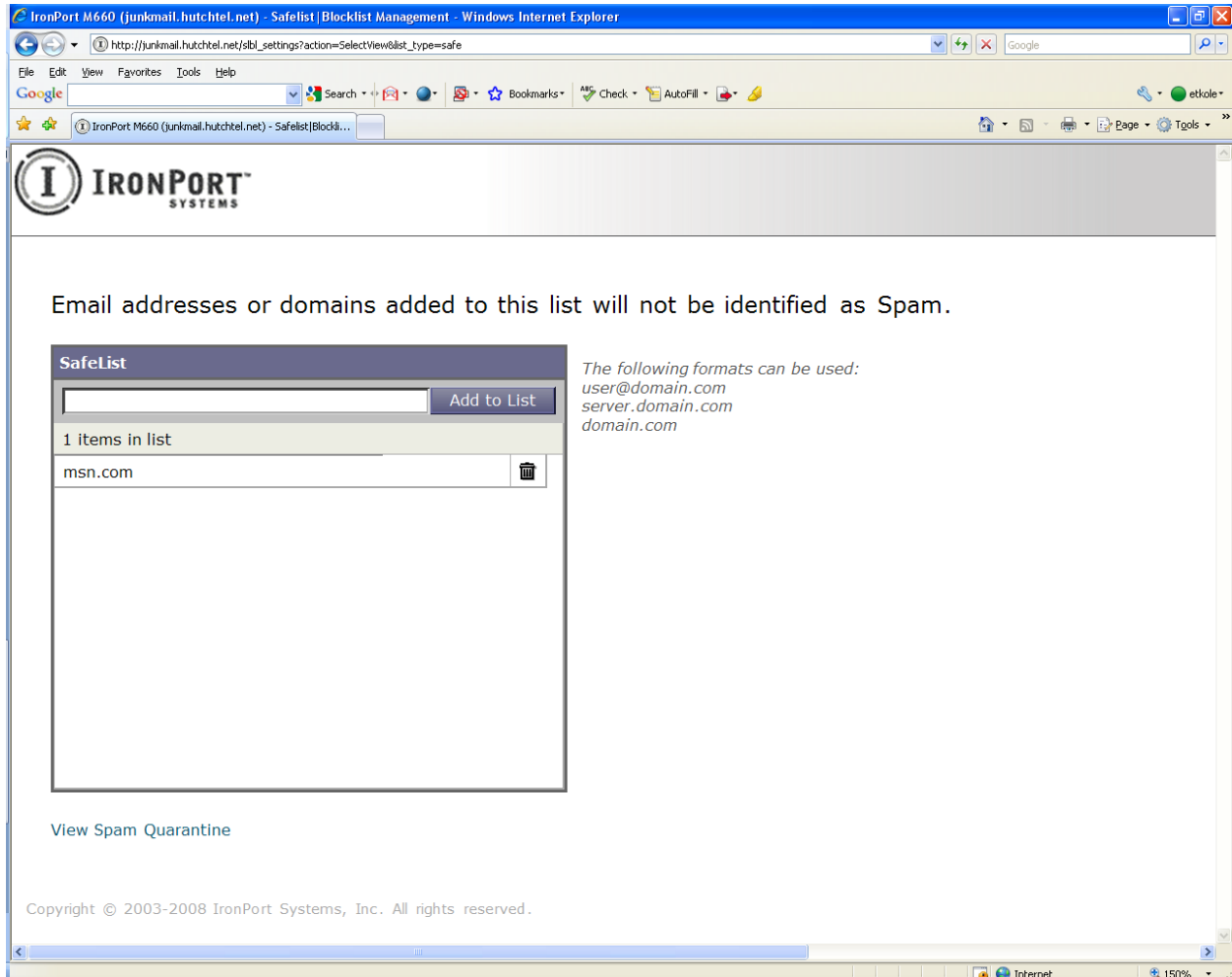
To add an email address or domain to the SafeList/BlockList, type it in the field highlighted below and click the "Add to List" button. Addresses added to the SafeList are considered safe and will be delivered. Addresses added to the BlockList are permanently blocked, so any email from that address or domain will never be delivered. The following formats can be used:

- user@domain.com
- server.domain.com
- domain.com



Removing Addresses:

If you no longer need an address blocked/allowed, or have accidentally blocked/allowed an address, you can easily remove it from either list. To do so, open the appropriate list module (the BlockList or SafeList) and click the trash can button to the right of the address you wish to remove. The address is immediately removed from the list once the button is clicked.



The screenshot shows a web browser window titled "IronPort M660 (junkmail.hutchtel.net) - Safelist/Blocklist Management - Windows Internet Explorer". The address bar shows the URL: `http://junkmail.hutchtel.net/sibl_settings?action=SelectView&list_type=safe`. The page header features the IronPort Systems logo and the text "Email addresses or domains added to this list will not be identified as Spam."

The main content area is titled "Safelist" and contains a form with an input field and an "Add to List" button. Below the form, it indicates "1 items in list" and displays a table with one entry: "msn.com" with a trash can icon to its right for removal.

To the right of the Safelist form, there is a note: "The following formats can be used:" followed by three examples: `user@domain.com`, `server.domain.com`, and `domain.com`.

At the bottom of the page, there is a link for "View Spam Quarantine" and a copyright notice: "Copyright © 2003-2008 IronPort Systems, Inc. All rights reserved."

To Log Out:

If you are finished at this point, you can log out of IronPort's Spam Quarantine by clicking "Options" in the top right corner and choosing "Log Out".

